

APPLICATION

REVISIONS

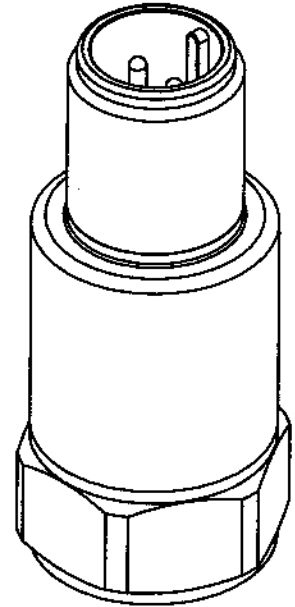
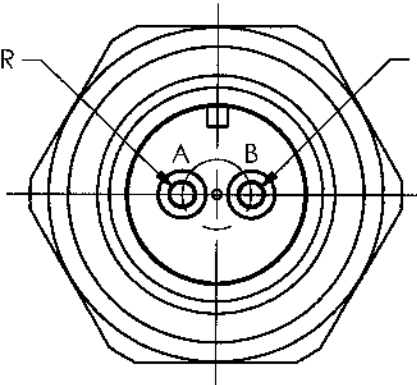
NEXT ASS'Y	USED ON	VAR

REV	DESCRIPTION	ECN	APP'D
NR	RELEASED TO DRAFTING		ECB 11/17/06

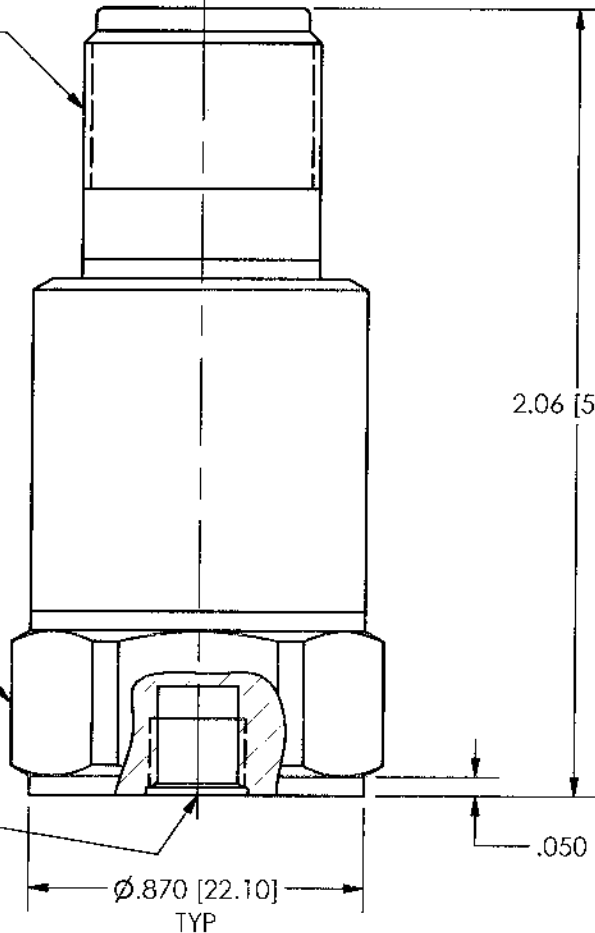
35886

SIGNAL/POWER

GROUND



ELECTRICAL CONNECTOR  
 5/8-24 UNEF-2A  
 2-PIN (MIL-C-5015)



2.06 [52.3]

7/8 [22] HEX

1/4-28 UNF-2B  
X .20 [5.1] ▽

.050 [1.27]

Ø.870 [22.10]

TYP

UNLESS OTHERWISE SPECIFIED TOLERANCES ARE:

DIMENSIONS IN INCHES	DIMENSIONS IN MILLIMETERS [IN BRACKETS]
DECIMALS XX ± .03 XXX ± .010	DECIMALS X ± 0.8 XX ± 0.25
ANGLES ± 2 DEGREES	ANGLES ± 2 DEGREES

DRAWN	<i>[Signature]</i>	MFG	<i>[Signature]</i>
CHK'D	ECB 11/17/06	ENGR	JTD 11/17/06
APP'D	UP 11/16/06	SALES	[Signature] 11/21/06

TITLE  
 OUTLINE DRAWING  
 MODEL 622B01, M  
 ACCELEROMETER

**PCB PIEZOTRONICS**<sup>INC.</sup>

3425 WALDEN AVE. DEPEW, NY 14043  
 (716) 684-0001 E-MAIL: sales@pcb.com

CODE IDENT. NO. 52681	DWG. NO. 35886
--------------------------	-------------------

SCALE: 2X SHEET 1 OF 1

PCB Piezotronics Inc. claims proprietary rights in the information disclosed herein. Neither it nor any reproduction thereof will be disclosed to others without the written consent of PCB Piezotronics Inc.