

IRT CRONISTA™

Thermographic Organizer Analyzer Reporter

A high-quality documentation of your accomplished work is necessary in many areas. Last but not least when it comes to the use of an infrared camera in predictive maintenance, building inspections and research & development.

Seeing a problem with an infrared camera is one thing - in most of the cases you will need to qualify, quantify and document your IR inspection results to determine both the seriousness of the detected problems and the appropriate corrective action.

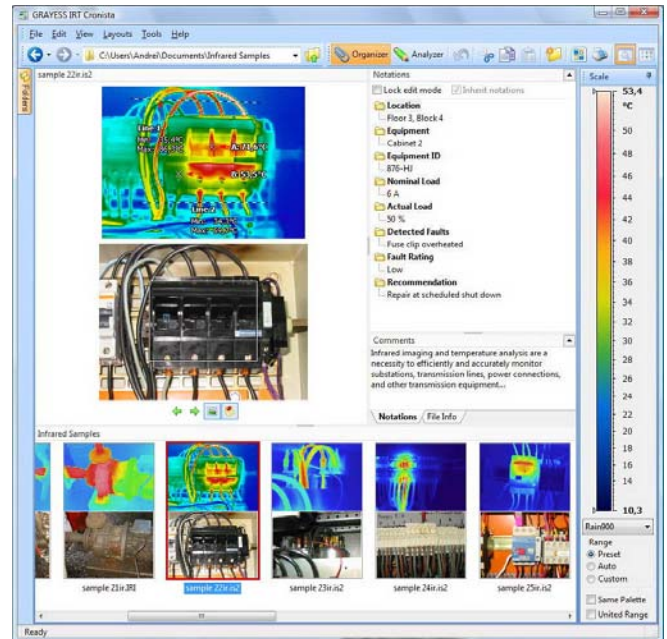
This is exactly the purpose IRT Cronista® was developed for. Create fast and comprehensive high quality reports of your daily work with one mouse click, using customized layout templates to match your needs. IRT Cronista® makes it possible for you to spend more time in the field and less time at the desk - a priceless advantage for all service technicians!

The clearly structured and easy-to-use user interface of IRT Cronista® allows intuitive usage of the software and reduces training needs and costs. IRT Cronista® offers a wide range of high-quality and powerful analysis tools like multiple measurement points, multiple profile lines, area analysis, automatic Hot Spot detection and many more. Only with IRT Cronista® you can accomplish comparative evaluations and trend analysis simultaneously at several images at the same time!

IRT Cronista® is a Windows®-based software, generating reports in Microsoft Word format - the industry standard word processing platform. This makes it very easy to share reports with colleagues and customers.

IRT Cronista® supports a large number of infrared image formats. It is the first analysis software that is independent of camera manufacturers. It is compatible with most of the modern infrared cameras as well as with many older models. Contact us for details.

IRT Cronista® is a unique and highly sophisticated tool for organization of infrared images, their evaluation and the generation of significant reports. All functions needed for image management, analysis and report generation are combined in one piece of software.

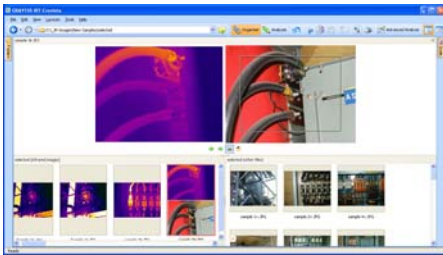


Main Features:

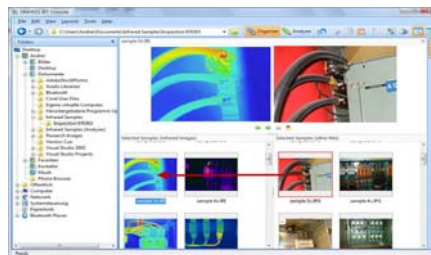
- Quick and easy one-step report generation in standard Microsoft Word® format for easy exchange of reports with colleagues and customers.
- Detailed analysis with powerful temperature analysis tools: multi points, multi profile lines, area analysis, hot spot detection, ...
- Analysis on several infrared images simultaneously with adjustable zoom in analysis mode
- Easy linking of infrared image, visual image and voice and text notes - automatic or manually.
- Easily organize your infrared images: Quick overview of infrared image, corresponding visual image and text notes.
- Compatible with a wide variety of infrared image formats, contact us for details.
- Customized report layout templates
- Different language settings available

IRT CRONISTA™

Thermographic Organizer Analyzer Reporter



Management of infrared image, visual image and corresponding image annotations - easy organize and manage your files in folder structure similar to Microsoft Explorer®



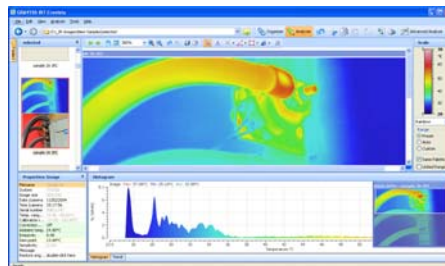
Easy linking of visual and infrared image - automatic or manually, simply by drag and drop



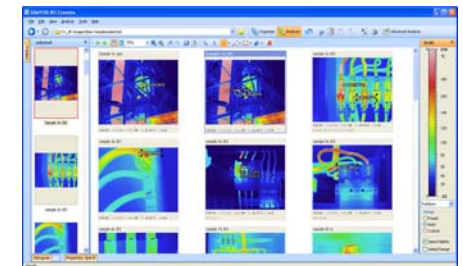
Preview of infrared and visual image and corresponding image annotation - preview images and annotations and add or change the annotations



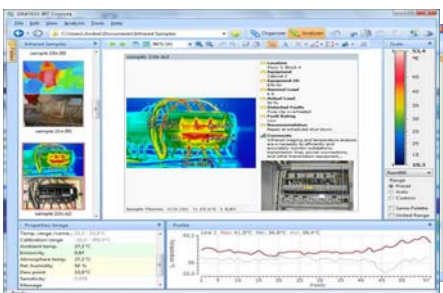
Easy image analysis with multi points and profile lines - preview infrared and corresponding visual image, define temperature range settings and analyze infrared image with points and profiles



User-defined digital zoom allows to see single detectors - zoom-in to a single detector to see the smallest details in the image



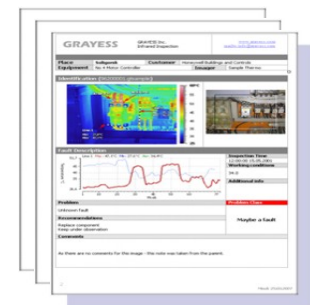
Simultaneous analysis on several images - adjust zoom and work on several infrared images at the same time - easy and pleasant working



Analyze while seeing IR-image, visual image and annotations - analyze the infrared image, change the corresponding annotations, and link/change the corresponding visual image



Analyzing in Fusion view - blend IR image and corresponding visual image together using Image Fusion technology, making interpretation of your work even easier



Create fast and comprehensive high quality reports of your daily work with just one mouse click!
Use customized layout templates (MS Word®) to match your needs